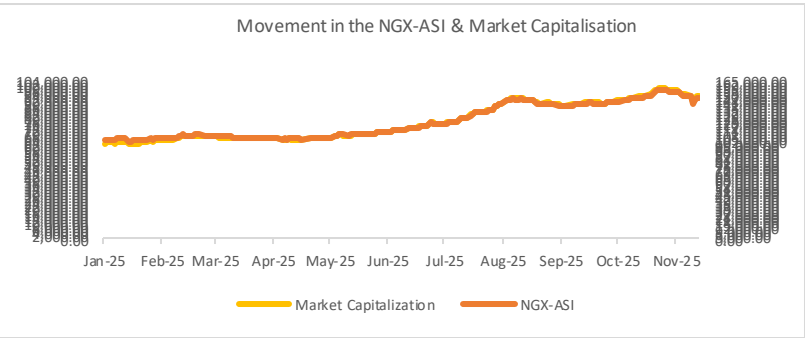




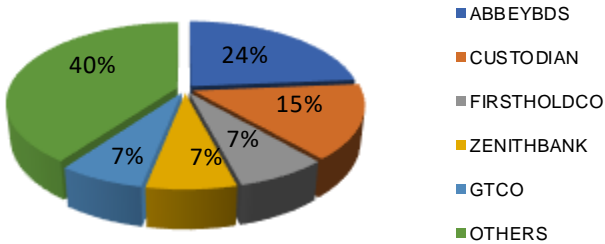
Christmas Cheer Keeps Bulls in Control as Investors Reap N118.4bn,ASI Up 0.12%; NIBOR Upticks Across Tenors....

MARKET STATISTICS	CLOSE	PREVIOUS	TODAY'S %	YTD %
All Share Index (ASI)	153,539.83	153,354.13	0.12	49.17
Deals	18,987.00	27,589.00	(31.18)	
Volume	1,742,086,297.00	677,433,194.00	157.16	
Value	29,893,891,704	20,784,133,401	43.83	
Market Cap	97,890,344,039,934	97,771,973,131,213	0.12	55.97

SECTORED INDICES	CLOSE	PREVIOUS	TODAY'S % Δ
NGX BANKING	1,506.45	1,480.91	1.72
NGX INSURANCE	1,146.01	1,163.08	(1.47)
NGX CONSUMER GOODS	3,851.41	3,794.52	1.50
NGX OIL/GAS	2,675.99	2,675.53	0.02
NGX INDUSTRIAL	5,630.30	5,627.49	0.05
NGX COMMODITY	1,177.45	1,178.57	(0.10)



Today's biggest transactions by % of total naira votes



Equities Market Summary

The Nigerian Exchange maintained its positive momentum on Wednesday, with the All-Share Index advancing 0.12% to 153,539.83 points, while market capitalization expanded by ₦118.37 billion to ₦97.89 trillion, as investors continued repositioning their portfolios ahead of the new year. Market sentiment was bullish, reflected in a breadth ratio of 1.6x, with 36 advancing stocks outweighing 22 declining counters. GUINNESS, AUSTINLAZ, INTBREW, TRANSCOHOT, and ALEX emerged as top performers, whereas LEGENDINT, MANSARD, JAIZBANK, MTNNG, and NEM recorded the largest losses. Sectoral activity was divergent: Banking led gains with a 1.72% surge, followed by Consumer Goods climbing 1.50%, Industrial edging up 0.05%, and Oil & Gas rising 0.02%. Insurance and Commodity declined 1.47% and 0.10% respectively. Trading metrics showed mixed results as share volume jumped 157.16% to 1.74 billion units and transaction value increased 43.83% to ₦29.89 billion, while deal count dropped 31.18% to 18,987 transactions.

Money Market

Nigerian Interbank Offered Rates increased across all tenors on Wednesday, with the overnight rate advancing 1bp to settle at 22.86%, indicating tighter system liquidity and heightened interbank lending activity ahead of Christmas. Likewise, the 1-month, 3-month, and 6-month rates grew by 15bps, 41bps, and 8bps respectively. Money market financing costs displayed divergent trends, with the Overnight rate rising 7bps to 22.75%, while the Open Repo rate held firm at 22.50%.

In contrast, Treasury Bills secondary market yields dropped across all maturities, with the 1-month, 3-month, 6-month, and 12-month maturities declining by 38bps, 56bps, 74bps, and 9bps respectively. Despite this, the composite NT-Bills average yield climbed 8bps to 17.79%, reflecting weakened investor sentiment in the secondary market.

Bond Market

The FGN bond market ended Wednesday on a positive note, with average yields declining 2bps to 16.65%, indicating strengthened local investor sentiment toward domestic fixed-income securities.

Similarly, Nigerian Eurobonds closed bullish, with average yields dropping 2bps to 7.04%, demonstrating strong international investor appetite for Nigeria's foreign-currency debt instruments.

Foreign Exchange Market

The naira sustained its upward momentum on Wednesday, appreciating 0.46% to ₦1,443.38/\$ at the official NAFEM window and rising 0.51% to ₦1,455/\$ in the parallel market, reflecting continued improved currency sentiment and reduced pressures across both the regulated official segment and the informal foreign exchange market.

Source: FMDQ, CBN, NGX, S&P Dow Jones, Cowry Research



Cowry Daily Market Insight 24 December 2025

MPR: 27.00%
Nov' 25 Inflation Rate: 14.45%
Q3 2025 Real GDP: 3.98%

TENOR	NIBOR as @ 24/12/2025	NIBOR as @ 23/12/2025	PPT
Overnight	22.8643	22.8583	0.01
1 Month	23.6286	23.4833	0.15
3 Months	24.5214	24.1083	0.41
6 Months	24.9167	24.8333	0.08

Source: FMDQ

TENOR	NITTY as @24/12/2025	NITTY as @23/12/2025	PPT
1Month	16.8650	17.2405	(0.38)
3 Months	16.2875	16.8457	(0.56)
6 Months	17.2458	17.9874	(0.74)
12 Months	20.0432	20.1351	(0.09)

Source: FMDQ

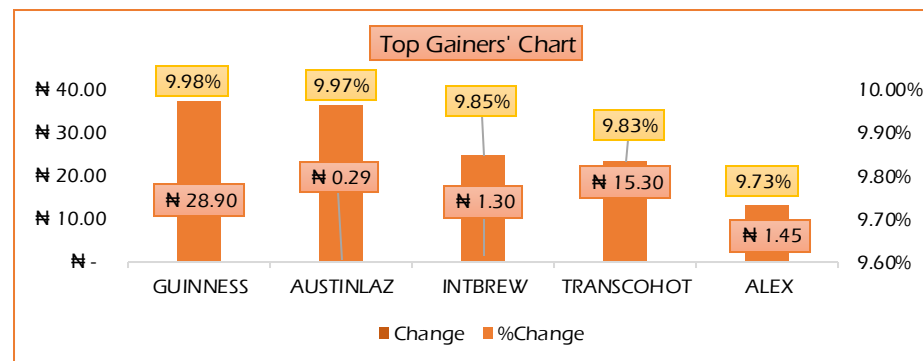
Bond Name	Maturity (Years)	Bid Price	Daily Δ	Offeryield	Yield YTD PPT Δ
16.29% FGN MAR 2027	10	99.42	0.00	16.76%	0.037
12.50% FGN MAR 2035	15	80.08	0.00	16.80%	0.019
16.25% FGN APR 2037	20	99.11	0.00	16.41%	0.010
12.98% FGN MAR 2050	30	86.21	0.00	15.12%	-0.010

Source: FMDQ

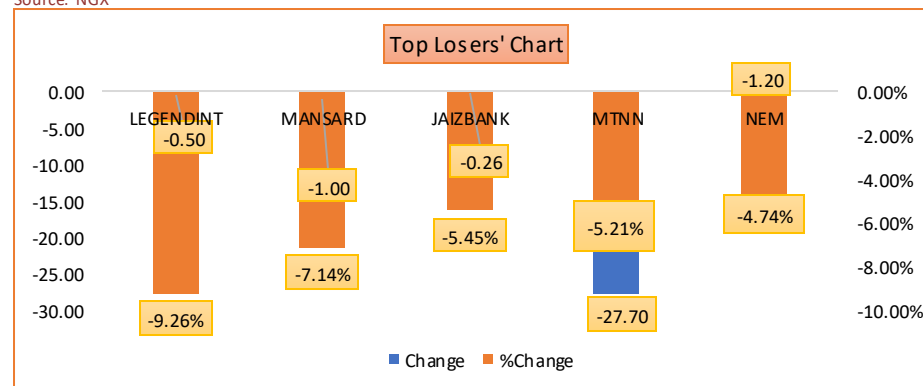
EurobondName	Maturity (Years)	Bid Price	Daily Δ	Offer Yield	Yield YTD PPT Δ
6.50 NOV 28, 2027	10	101.30	0.02	5.77%	-0.029
7.69% FEB 23, 2038	20	100.25	0.10	7.66%	-0.027
7.62% NOV 28, 2047	30	94.27	0.14	8.19%	-0.022

USD/NGN Exchange Rate	24/12/2025	Previous	Daily %
NAFEM	₦1,443.38	₦1,449.99	0.46%
Parallel	₦1,455	₦1,463	0.51%

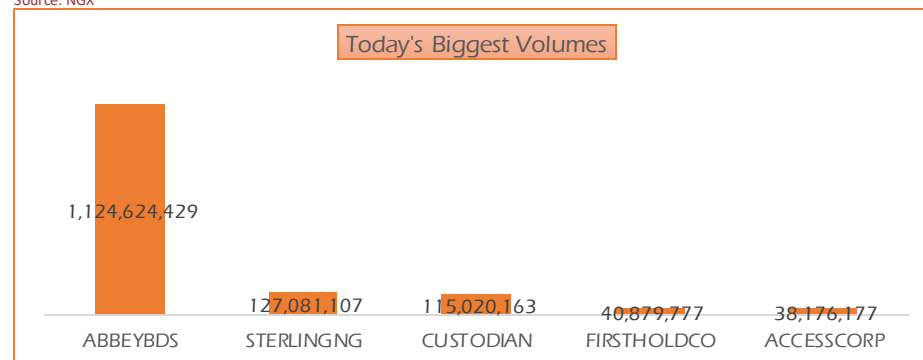
Major Currencies & Commodities	24/12/2025	Daily %	Yearly %
EURUSD	1.1792	-0.02%	13.84%
GBPUSD	1.351	-0.03%	7.92%
Crude Oil, \$/bbl	58.525	0.25%	0.94%
Brent, \$/bbl	62.49	0.18%	1.04%
Gold, \$/t.oz	4492.06	0.17%	8.75%
Cocoa, \$/T	5879.69	-1.31%	17.62%



Source: NGX



Source: NGX



Source: NGX

www.cowryasset.com

This report is produced by the Research Desk, Cowry Asset Management Limited (COWRY) as a guideline for Clients that intend to invest in securities on the basis of their own investment decision without relying completely on the information contained herein. The opinion contained herein is for information purposes only and does not constitute any offer or solicitation to enter into any trading transaction. While care has been taken in preparing this document, no responsibility or liability whatsoever is accepted by any member of COWRY for errors, omission of facts, and any direct or consequential loss arising from the use of this report or its contents.

Top 5 Advancers



+9.98%



+9.97%



+9.85%



+9.83%



+9.73%

Top 5 Decliners



-9.26%



-7.14%



-5.45%



-5.21%



-4.74%

Top 5 Trades by Volume



1.12 billion units



127.08 million units



115.02 million units



40.88 million units



38.18 million units

Top 5 Trades by Value



N7.07 billion



N4.49 billion



N2.18 billion



N2.14 billion



N2.05 billion



Cowry Daily Market Insight 24 December 2025

MPR: 27.00%
Nov'25 Inflation Rate: 14.45%
Q3 2025 Real GDP: 3.98%

Corporate Bond Issuer		Issue Date	Maturity Date	Coupon (%)	Yield (%)	Daily Δ
*CARDINALSTONE FINANCING SPV PLC	7.00 CARDINAL SPV I 30-DEC-2025	30-Dec-20	30-Dec-25	7.00	20.24	-0.07
FSDH FUNDING SPV PLC	8.50 FSDH SPV PLC IA 16-FEB-2026	16-Feb-21	16-Feb-26	8.50	18.87	0.06
FSDH FUNDING SPV PLC	8.00 FSDH SPV PLC IB 16-FEB-2026	16-Feb-21	16-Feb-26	8.00	18.87	0.06
*MECURE INDUSTRIES FUNDING SPV PLC	13.00 MECURE SPV PLC I 31-MAR-2026	31-Mar-21	31-Mar-26	13.00	19.74	0.11
*FLOUR MILLS OF NIGERIA PLC	14.5 FLOURMILLS I 9-MAY-2026	09-May-23	09-May-26	14.50	18.69	0.07
DANGOTE CEMENT PLC	12.50 DANGCEM IB 30-MAY-2026	26-May-21	30-May-26	12.50	18.32	0.04
ACCESS BANK PLC	15.50 ACCESS BANK 23-JUL-2026	23-Jul-19	23-Jul-26	15.50	19.94	0.09
MTN NIGERIA COMMUNICATIONS PLC	13.50 MTNN IA 30-SEP-2026	30-Sep-22	30-Sep-26	13.50	19.30	-0.01
SUNDRY FOODS FUNDING SPV PLC	13.50 SUNDRY SPV PLC I 15-DEC-2026	15-Dec-21	15-Dec-26	13.50	19.48	-0.01
EAT & GO FINANCE SPV PLC	14.25 EAT & GO FINANCE SPV 17-DEC-2026	17-Dec-19	17-Dec-26	14.25	20.94	0.00
DANGOTE CEMENT PLC	11.85 DANGCEM IIA 30-APR-2027	27-Apr-22	30-Apr-27	11.85	18.41	0.00
AXXELA FUNDING 1 PLC	14.30 AXXELA I 20-MAY-2027	20-May-20	20-May-27	14.30	21.53	-0.02
ACCELEREX SPV PLC	14.00 ACSP I 15-JUN-2027	15-Jun-22	15-Jun-27	14.00	22.16	-0.03
NOVAMBL INVESTMENTS SPV PLC	12.00 NOVAMBL SPV I 23-JUL-2027	23-Jul-20	23-Jul-27	12.00	20.71	0.00
UNITED CAPITAL PLC	15.00 UNICAP II 14-SEP-2027	14-Sep-22	14-Sep-27	15.00	18.74	0.00
*NMRC	7.20 NMRC III 2-NOV-2027	02-Nov-20	02-Nov-27	7.20	22.02	0.00
VIATHAN FUNDING PLC	16.00 VIATHAN (GTD) 14-DEC-2027	15-Dec-17	14-Dec-27	16.00	18.73	0.01
FLOUR MILLS OF NIGERIA PLC	6.25 FLOURMILLS IV B 14-DEC-2027	14-Dec-20	14-Dec-27	6.25	18.45	0.00
BUA CEMENT PLC	7.50 BUACEM I 30-DEC-2027	30-Dec-20	30-Dec-27	7.50	19.90	-0.01
*ARADEL HOLDINGS PLC	17.00 ARAD I 13-JAN-2028	13-Jan-23	13-Jan-28	17.00	19.35	-0.01
MTN NIGERIA COMMUNICATIONS PLC	13.00 MTN COM PLC I 5-MAY-2028	05-May-21	05-May-28	13.00	17.77	0.00
DANGOTE CEMENT PLC	13.50 DANGCEM IC 30-MAY-2028	26-May-21	30-May-28	13.50	17.86	0.00
C&I LEASING PLC	15.50 C&I LEASING II 3-JUN-2028	03-Jun-21	03-Jun-28	15.50	19.33	0.00
CERPAC RECEIVABLES FUNDING SPV PLC	14.50 CERPAC-SPV III 15-JUL-2028	10-Sep-21	15-Jul-28	14.50	20.39	0.01
SUNDRY FOODS FUNDING SPV PLC	16.00 SUNDRY SPV PLC II 23-OCT-2028	23-Oct-23	23-Oct-28	16.00	17.90	0.00
ARDOVA PLC	13.30 ARDOVA PLC IA 12-NOV-2028	12-Nov-21	12-Nov-28	13.30	18.23	0.00
EAT & GO FINANCE SPV PLC	13.25 EAT & GO FINANCE SPV 8-MAR-2029	08-Mar-22	08-Mar-29	13.25	19.89	0.00
PRESCO PLC	12.85 PRESCO PLC 5-APR-2029	05-Apr-22	05-Apr-29	12.85	18.68	0.00
DANGOTE CEMENT PLC	12.35 DANGCEM IIB 30-APR-2029	27-Apr-22	30-Apr-29	12.35	18.05	0.00
*FLOUR MILLS OF NIGERIA PLC	22.00 FLOURMILLS II 30-MAY-2029	30-May-24	30-May-29	22.00	19.96	0.00
UNION BANK OF NIGERIA PLC	16.20 UNION III 27-JUN-2029	27-Jun-19	27-Jun-29	16.20	20.27	-0.01
DANGOTE INDUSTRIES FUNDING PLC	12.75 DANGIFP IA 19-JUL-2029	19-Jul-22	19-Jul-29	12.75	18.78	-0.01

www.cowryasset.com

This report is produced by the Research Desk, Cowry Asset Management Limited (COWRY) as a guideline for Clients that intend to invest in securities on the basis of their own investment decision without relying completely on the information contained herein. The opinion contained herein is for information purposes only and does not constitute any offer or solicitation to enter into any trading transaction. While care has been taken in preparing this document, no responsibility or liability whatsoever is accepted by any member of COWRY for errors, omission of facts, and any direct or consequential loss arising from the use of this report or its contents.



Cowry Daily Market Insight 24 December 2025

MPR: 27.00%
Nov'25 Inflation Rate: 14.45%
Q3 2025 Real GDP: 3.98%

GEREGU POWER PLC	14.50 GERP I 28-JUL-2029	28-Jul-22	28-Jul-29	14.50	19.68	0.00
*NMRC	14.90 NMRC I 29-JUL-2030	29-Jul-15	29-Jul-30	14.90	17.89	0.00
TSL SPV PLC	10.00 TSL SPV I (GTD) 6-OCT-2030	06-Oct-20	06-Oct-30	10.00	19.51	0.00
FBNQ MB FUNDING SPV PLC	6.25 FBNQ MB SPV II 16-DEC-2030	16-Dec-20	16-Dec-30	6.25	18.10	-0.07
FIDELITY BANK PLC	8.50 FIDELITY I 7-JAN-2031	07-Jan-21	07-Jan-31	8.50	18.11	-0.06
EAT & GO FINANCE SPV PLC	18.00 EGFS 22-FEB-2031	22-Feb-24	22-Feb-31	18.00	19.36	-0.05
UAC OF NIGERIA PLC	21.50 UAC PLC I 14-OCT-2031	14-Oct-24	14-Oct-31	21.50	20.61	0.02
PRIMERO BRT SECURITISATION SPV PLC	17.00 PRIMERO BRT-SPV 27-OCT-2031	24-May-19	27-Oct-31	17.00	19.94	0.03
MTN NIGERIA COMMUNICATIONS PLC	12.75 MTN COM PLC II 4-NOV-2031	04-Nov-21	04-Nov-31	12.75	18.10	-0.06
ARDOVA PLC	13.65 ARDOVA PLC IB 12-NOV-2031	12-Nov-21	12-Nov-31	13.65	18.67	0.00
GPC-SPV COMPANY PLC	13.00 GPC SPV PLC (GTD) 23-NOV-2031	23-Nov-21	23-Nov-31	13.00	17.93	-0.01
PRESKO PLC	23.75 PRESKO PLC I 31-JAN-2032	31-Jan-25	31-Jan-32	23.75	21.44	-0.04
PAT DIGITAL INFRA FUND SPV PLC	13.25 PAT SPV PLC (GTD) 2-FEB-2032	02-Feb-22	02-Feb-32	13.25	18.20	-0.01
DANGOTE CEMENT PLC	13.00 DANGCEM IIC 30-APR-2032	27-Apr-22	30-Apr-32	13.00	18.74	0.09
DANGOTE INDUSTRIES FUNDING PLC	13.50 DANGIFP IB 19-JUL-2032	19-Jul-22	19-Jul-32	13.50	18.94	0.09
MTN NIGERIA COMMUNICATIONS PLC	14.50 MTNN IB 30-SEP-2032	30-Sep-22	30-Sep-32	14.50	18.20	0.06
DANGOTE INDUSTRIES FUNDING PLC	16.75 DANGIFP II 5-DEC-2032	05-Dec-22	05-Dec-32	16.75	19.19	0.05
*NMRC	13.80 NMRC II 15-MAR-2033	21-May-18	15-Mar-33	13.80	18.04	-0.04
AXXELA FUNDING 1 PLC	21.00 AXXELA I 12-APR-2034	12-Apr-24	12-Apr-34	21.00	27.50	-0.01
GEL UTILITY FUNDING SPV PLC	15.15 GEL UTILITY-SPV (GTD) 28-AUG-2034	28-Aug-19	28-Aug-34	15.15	18.73	-0.03
DANGOTE CEMENT PLC	23.50 DANGCEM I 30-DEC-2034	30-Dec-24	30-Dec-34	23.50	22.00	-0.11
APL FUNDING SPV PLC	23.00 APL SPV PLC I 30-DEC-2034	30-Dec-24	30-Dec-34	23.00	21.97	0.08
*LFZC FUNDING SPV PLC	13.25 LFZC II (GTD) 16-MAR-2042	10-May-22	16-Mar-42	13.25	17.42	0.00
*LFZC FUNDING SPV PLC	15.25 LFZC III (GTD) 29-MAR-2043	29-Mar-23	52319	15.25	17.18	0.00
FCMB GROUP PLC	16.00 FCMB I (PERP)	16-Feb-23	—	16.00	18.87	0.00
FCMB GROUP PLC	16.00 FCMB II (PERP)	24-Oct-23	—	16.00	18.11	0.00